




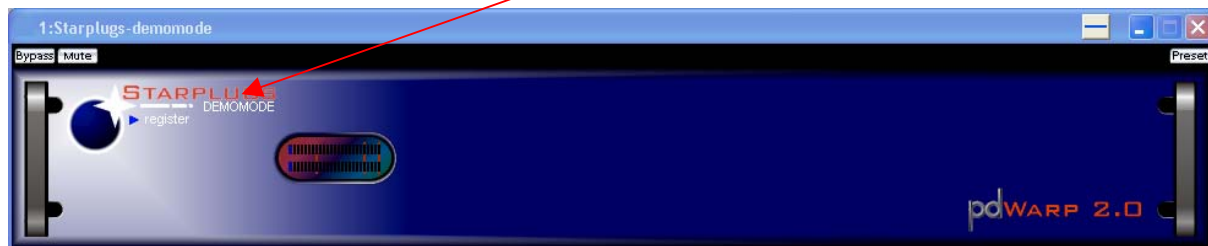
## DEMOMODE & REGISTRATION

### STARPLUGS > DEMOMODE

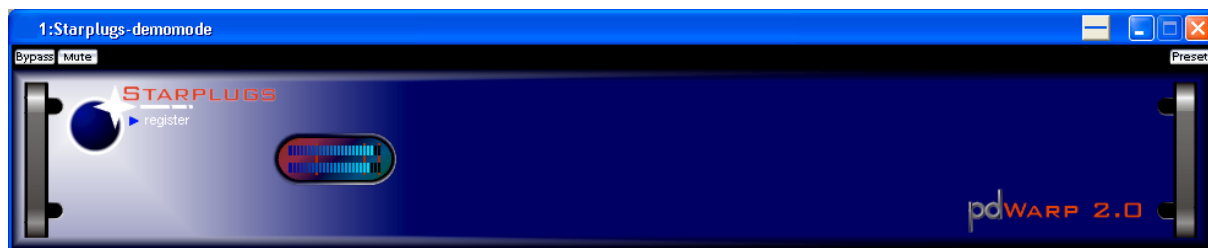
As long as your plugin is not registered your plugin runs in "DEMOMODE". The register inscription and the arrow beneath the Starplugs-Logo indicate the DEMOMODE.



In DEMOMODE you can run the plugin without functional restrictions. But every minute the plugin mutes the outputs for five seconds. The inscription DEMOMODE indicates the mute-period.



After these five seconds the plugin will run again for one minute and then will be muted for five seconds and so on...



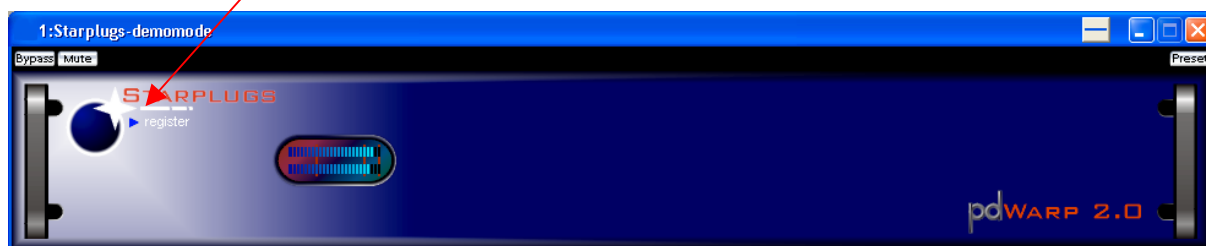


## DEMOMODE & REGISTRATION

### STARPLUGS > PRODUCT REGISTRATION

**IMPORTANT:** You do NOT have to register the plugin to use it in DemoMode.

Click the blue arrow beside the Starplugs logo of your DEMO plugin...



...and the Starplugs registration-dialog will open.



## DEMOMODE & REGISTRATION

After purchasing your desired Starplugs-plugin in our online shop, please visit

[www.starplugs.com](http://www.starplugs.com)

Under “**SUPPORT**” you’ll find the link “**REGISTER**”. Fill out the form by entering

- Your Name
- Your email
- Your Invoice Number
- Product Name
- Complete GUID – Code

Starplugs-Registrierung

File ?

GUID: {e76154c0-c95f-11d6-bea3-806d6172696f}

To register your purchased plugin please visit  
[www.starplugs.com](http://www.starplugs.com)

Under 'SUPPORT' you'll find the link 'REGISTER'.  
Fill out the form by entering your name, the product  
name, your invoice number and the GUID-Code. In  
return you'll get the the PID-Code and your  
personal PSID-Code. Simply enter these two  
codes into the boxes below.

PID:  PSID:

Register

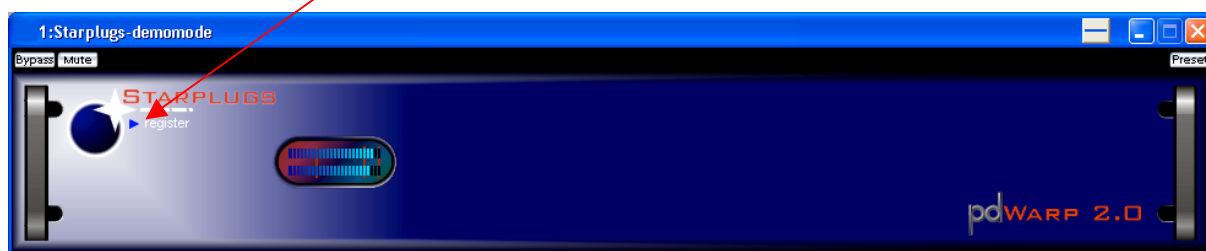
In return we will send you a full-version **setup.exe** of your purchased plugin, the PID-Code (Product ID) and your PSID-Code (Personal Security ID).



## DEMOMODE & REGISTRATION

### REGISTRATION

After receiving the full-version setup.exe please install your new plugin by following the instructions of the setup. In your Host application you will now find your plugin without the extension “\_DEMO”. Click the blue arrow beside the Starplugs logo of your plugin...



...and the Starplugs registration-dialog will open. Enter the PSID and PID codes we send you.

**Starplugs-Registrierung**

File ?

GUID: {e76154c0-c95f-11d6-bea3-806d6172696f}

To register your purchased plugin please visit  
[www.starplugs.com](http://www.starplugs.com)

Under 'SUPPORT' you'll find the link 'REGISTER'.  
Fill out the form by entering your name, the product name, your invoice number and the GUID-Code. In return you'll get the the PID-Code and your personal PSID-Code. Simply enter these two codes into the boxes below.

PID:  PSID:



## DEMOMODE & REGISTRATION

Then click the "Register"-Button and you'll see the following information:

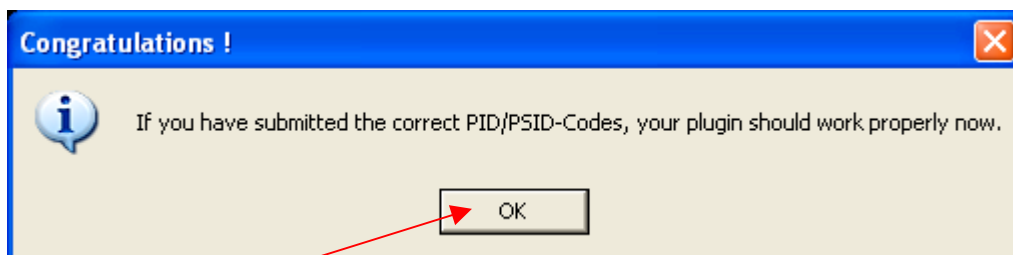
The dialog box titled "Starplugs-Registrierung" has a blue title bar and a menu bar with "File ?". It contains the following text and fields:

GUID:

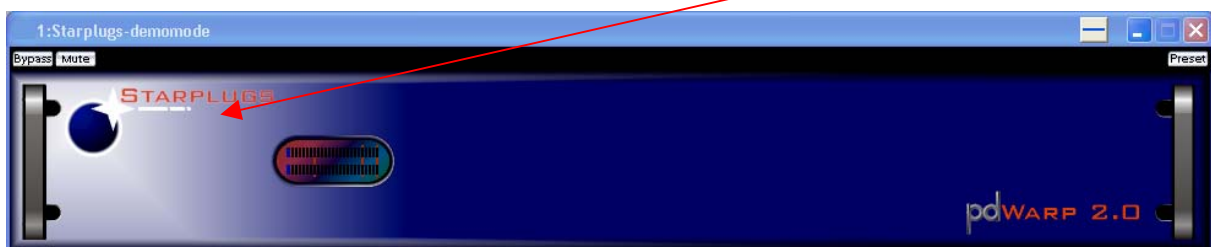
To register your purchased plugin please visit  
[www.starplugs.com](http://www.starplugs.com)

Under 'SUPPORT' you'll find the link 'REGISTER'. Fill out the form by entering your name, the product name, your invoice number and the GUID-Code. In return you'll get the the PID-Code and your personal PSID-Code. Simply enter these two codes into the boxes below.

PID:  PSID:



Click the "OK"-Button and your plugin is registered. All inscriptions and buttons connected with the DEMOMODE disappeared on your plugin forever.



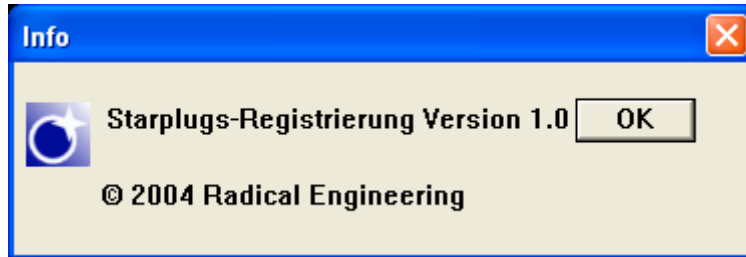
If you close the register - program or enter a wrong code your plugin will still run in "DEMOMODE".



## DEMOMODE & REGISTRATION

---

The Starplugs – Registration is created by Radical Engineering.





## DEMOMODE & REGISTRATION

---

### STARPLUGS > UPDATES / UPGRADES

---

The most important thing: At Starplugs updates and upgrades are always FREE !

We continuously improve our plugins, so if you find any bugs please contact

[support@starplugs.com](mailto:support@starplugs.com)

Starplugs will fix the problem as soon as possible and will keep you informed with the Starplugs newsletters. If you find your purchased plugin updated you have the chance to test the new version by downloading the DEMO-Version at

[www.starplugs.com](http://www.starplugs.com)

To get a new Full Version release of your **purchased** plugin please contact

[info@starplugs.com](mailto:info@starplugs.com)

and we will send you a new setup. Please install the new version "over" the old one. Just ignore and close the registration dialog after running the setup.

**A new registration is NOT necessary !**

### STARPLUGS > MODIFICATIONS / ON DEMANDS

---

Starplugs works in the good tradition of analogue synthesizer-manufactures. If you want a modification of your plugin there is a chance to get it. The price will be the purchased plugin and additional the hours of work. For details please contact

[pd@starplugs.com](mailto:pd@starplugs.com)

Starplugs even creates plugins "on demand". If your are searching for a special plugin and you can't find a satisfying solution please contact us - we will find a way !

**+++ At the end it's the SOUND that matters +++**